

50A, 200V Ultrafast Dual Diode

Description


The AKFA50UP20DN is an ultrafast dual diode with low forward voltage drop. This device is designed for FWD in motor and power switching applications. It is specially suited for use in switching power supplies and industrial applications as welder.

Features

- Ultrafast Soft Recovery: $t_{rr}=32\text{ns}$
- Typical Forward Voltage: $V_F=0.97\text{V}$
- Reverse Voltage: $V_{RRM}=200\text{V}$
- Avalanche Energy Rated

Applications

- General Rectifier
- Output Rectifier in Switching Power Supply & Welder
- FWD for Motor Application



Absolute Maximum Ratings per diode at $T_c=25\text{ }^\circ\text{C}$ unless otherwise noted

Symbol	Parameter	Ratings	Unit
V_{RRM}	Peak Repetitive Reverse Voltage	200	V
V_{RWM}	Working Peak Reverse Voltage	200	V
V_R	DC Blocking Voltage	200	V
$I_{F(AV)}$	Average Rectified Forward Current	per device at $T_c=120\text{ }^\circ\text{C}$	A
I_{FSM}	Non-repetitive Peak Surge Current	250	A
T_J	Operating Junction Temperature Range	-65~+150	$^\circ\text{C}$
T_{STG}	Storage Temperature Range	-65~+150	$^\circ\text{C}$

Thermal Characteristics

Symbol	Parameter	Ratings	Unit
$R_{th(J-C)}$	Thermal Resistance, Junction to case	1.4	$^\circ\text{C/W}$

Electrical Characteristics per diode @T_C=25 °C unless otherwise noted

Symbol	Parameter	Conditions	Min.	Typ.	Max.	Unit
V _F	Forward Voltage Drop	I _F =25A	-	0.97	1.2	V
		I _F =25A, T _C =125°C	-	0.86	-	V
I _R	Reverse Leakage Current	V _R =200V	-	-	10	uA
t _{rr}	Reverse Recovery Time	I _F =25A, di/dt=-200A/us	-	32	45	ns
W _{AVL}	Avalanche Energy	L=30mH	20	-	-	mJ

Typical Performance Characteristics

Fig. 1. Typical Characteristics: V_F vs. I_F

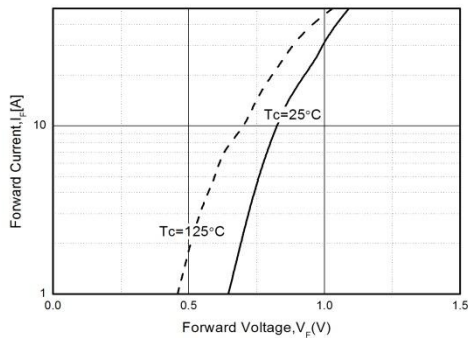


Fig. 2. Typical Characteristics: V_R vs. I_R

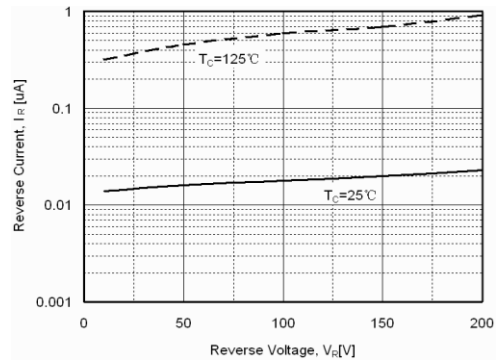


Fig. 3. Typical Reverse Recovery Time vs. di/dt

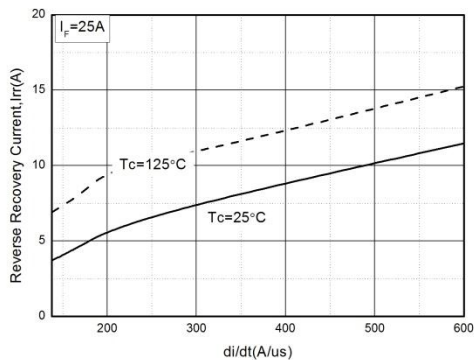
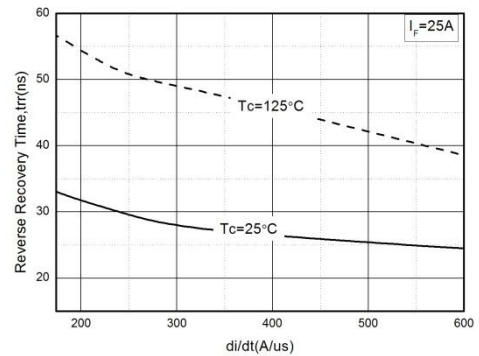


Fig. 4. Typical Reverse Recovery Current vs. di/dt



Package Dimensions

TO-3P

(Dimensions in Millimeters)

